

ReddyPort™ NIV Maintenance

Instructions for Use (IFU)

Setup instructions

Open by tearing off the front cover. Remove and open Prep Pack.

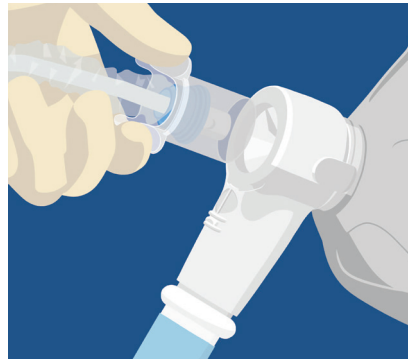
CONNECT suction handle to suction tubing. Suction tubing should be attached to a suction canister.



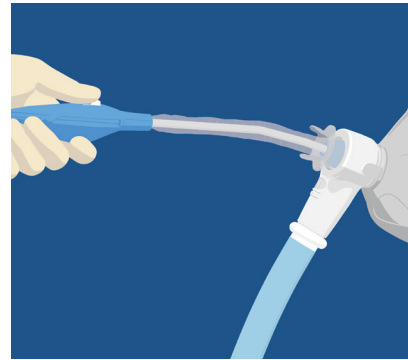
Yankauer usage



STEP 1: ATTACH yankauer to handle. Keep at patient bedside.



STEP 2: INSERT protective guard into ReddyPort™ Elbow using finger grips. Gently slide suction tube through mask and into patient's mouth. Apply suction by toggling "on/off" slider on handle.



STEP 3: REMOVE yankauer by pulling gently on the handle until suction tip is recessed into protective guard. Continue until protective guard slides out of elbow.

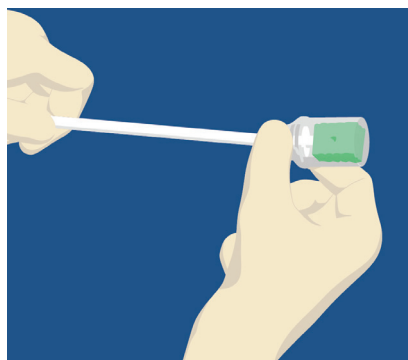
DO NOT remove device using finger tips on protective guard.

Suction swab and toothbrush

The suction swab and toothbrush connect to wall suction and are used to apply the oral rinse, clean and suction excess fluid.



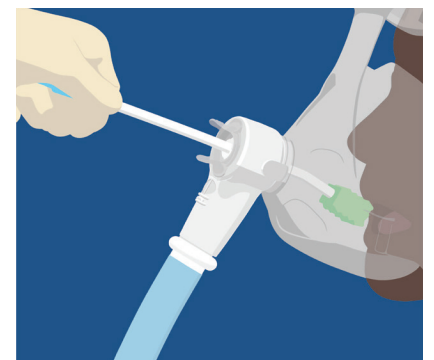
STEP 1: MOISTEN swab or toothbrush by retracting protective guard and dipping in oral solution.



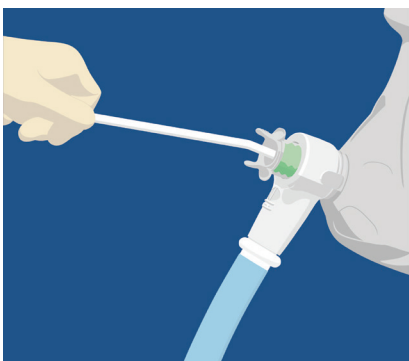
STEP 2: RETRACT swab or toothbrush into protective guard to cover it. With swab or toothbrush covered, insert protective guard into elbow using finger grips.



STEP 3: INSERT protective guard into elbow using figure grips. Ensure protective guard is completely inserted.



STEP 4: ADVANCE swab or toothbrush into patient's mouth gently to perform oral hygiene for 1 to 2 minutes. Suction excess fluid by placing a finger over the suction port.



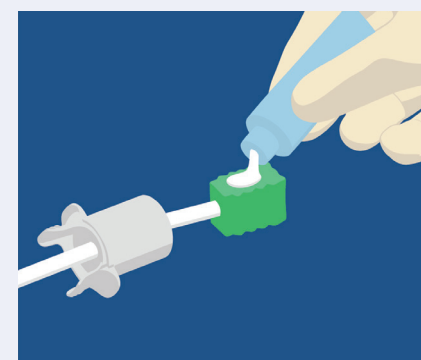
STEP 5: REMOVE swab or toothbrush by gently pulling on the stick to retract into protective guard. Continue pulling until device slides out of elbow.

Applicator Swab

The applicator swab included in both suction swab and toothbrush packs is used to moisten a patient's mouth with ice water or moisturizer gel.

- **APPLY** ice water or mouth moisturizer to swab.
- **FOLLOW** suction swab instructions (steps 2-4) from Suction swab and toothbrush section above.
- **INSERT** swab into the elbow.
- **APPLY** mouth moisturizer to mouth and lips as needed.
- **REMOVE** the applicator swab (step 5).

DO NOT remove device using finger tips on protective guard.




WARNING: When applying mouth moisturizer to swab, **DO NOT** get gel onto protective guard. It can cause device to slide out of elbow.

ReddyPort Maintenance products follow Q4 protocols (every 4 hours) for standard oral care procedures.

For drug facts information please refer to the ReddyPort Maintenance packaging.

For any inquiries contact ReddyPort at **1.801.899.3036** or email info@reddyport.com

To view our in-service video visit reddyport.com/resources

 SMD Manufacturing, LLC
918 S 500 W STE A
Salt Lake City, UT, 84101 USA
Manufactured for ReddyPort

reddyport.com

REDDYPORT